







**DO NOT use this equipment unless you have been instructed
in its safe use and operation and have been given permission**

PERSONAL PROTECTIVE EQUIPMENT

- | | | |
|---|---|---|
|  Safety glasses must be worn at all times in work areas. |  Long and loose hair must be contained. |  Protective gloves (as identified in MSDS) must be worn. |
|  Sturdy footwear must be worn at all times in work areas. |  Close fitting/protective clothing must be worn. |  Rings and jewellery must not be worn. |

PRE-OPERATIONAL SAFETY CHECKS

- ✓ Locate and ensure you are familiar with all machine operations and controls.
- ✓ Ensure all guards are fitted, secure and functional. Do not operate if guards are missing or faulty.
- ✓ Ensure any parts washer tank that uses combustible or flammable solvents is equipped with an approved automatic lid closure device (that is, a fusible link) that allows the lid to close automatically in the event of a fire and allows manual closure if required.
- ✓ Ensure electrical wiring and light fixtures attached or near to parts washer using combustible or flammable solvents are sound and in good condition. Flexible power extension cords must not be run near the tank.
- ✓ Consult the Material Safety Data Sheets (MSDS) for specific technical data and precautionary measures concerning any materials used with this equipment.
- ✓ Ensure adequate ventilation.
- ✓ Check workspaces and walkways to ensure no slip/trip hazards are present.
- ✓ Check there are no naked flames or ignition sources.





OPERATIONAL SAFETY CHECKS

- ✓ Be aware of other people in the area. Ensure the area is clear before starting equipment.
- ✓ Use correct lifting procedures.
- ✓ Keep lid closed when not in use.




ENDING OPERATIONS AND CLEANING UP

- ✓ Switch off the machine when work completed.
- ✓ Ensure lid is closed.
- ✓ Wash hands with soap and water after every use.
- ✓ Clean up spills immediately. Do not leave dirty rags/parts/tools lying around.
- ✓ Leave the work area in a safe, clean and tidy state.

POTENTIAL HAZARDS AND INJURIES

-  Electric shock.
-  Degreasing fluid.
-  Sharp edges and burrs.
-  Manual handling.

DON'T

-  Do not use faulty. Immediately report suspect machinery.
-  Do not carry out any hot work (such as welding, grinding or using open flames) in the same area.
-  Never leave the machine running unattended.

This SWP does not necessarily cover all possible hazards associated with this equipment and should be used in conjunction with other references. It is designed as a guide to be used to compliment training and as a reminder to users prior to equipment use.